
Feline Antibody Assessment - Complete Report -

 Veterinarian: **Sample Report**

 Owner: **Sample Report**

Accession #:

 Pet: **"Example"**

 Sex: **S**

 Species: **Feline**



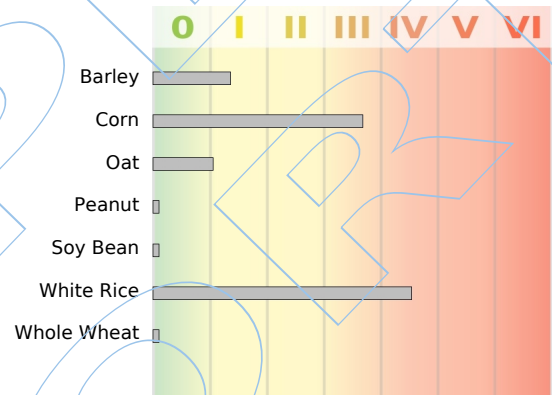
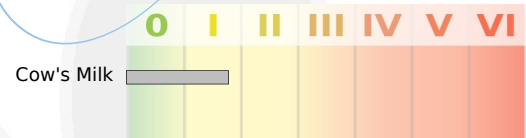
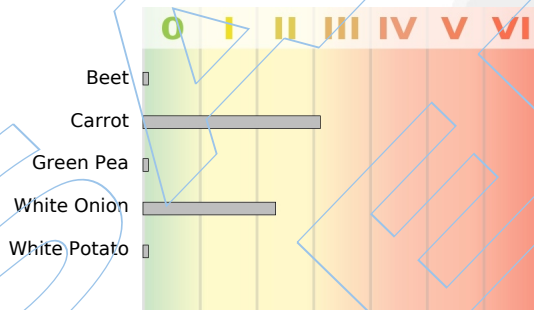
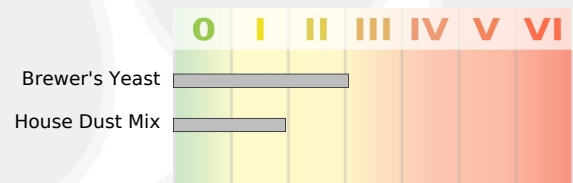
 Breed: **Maine Coon**

 Collected: **2010-01-27**

 Received: **2010-01-27**

 Completed: **2010-02-09**

CLIA #: 50D0965661 © US BioTek Laboratories

 IgG 
Meats/Fowl/Seafood

Grains/Legumes/Nuts

Dairy
Bovine-derived unless specified

Vegetables

Misc

Commentary

The classification of 0 to VI denotes the level of IgG antibodies detected through ELISA procedure.

Moderate and Highly reactive foods: eliminate from the pet's diet.

Low reactive foods: no restrictions.

A low antigen diet is generally utilized for about 6-12 weeks to assess for resolution of symptoms.

Reaction Class
